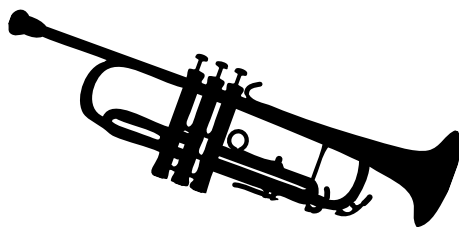


Clarinet and Brass Book

Version 1



Name / Class

Looking after your instrument

Brass players

Don't take out the valves at home, if something appears to break - leave it alone and bring it to your teacher in school. Never tap the mouthpiece in with your hand! Never try to fix your instrument yourself.

Why won't it work?

- I can't make a sound!

Say the letter 'P' to get the right shape with your lips. Don't panic if you don't get a sound straight away – sometimes it takes a few minutes to warm your lips up. Remember to take a big breath!

- I'm pressing the right valves but the tune sounds wrong!

Remember that when you play high notes like G and A you need to tighten your lips, and for low notes like C they need to be loose. Try to keep your cheeks from puffing out!

- My valves are sticking!

Remember to keep your right hand fingers curled in the 'backwards C shape'. If your valves still stick, ask your teacher for some oil at your lesson. NEVER let anyone else use anything other than valve oil.

Clarinets

Be careful with your reed - it is not a toy and can be broken really easily. If any screws appear to come loose tell your teacher. Do NOT try to fix anything yourselves.

Why won't it work?

- I can't make a sound!

If you can't make a sound, check your reed - is it broken? Is it lined up with the tip of the mouthpiece? If you aren't sure ask your teacher. Are you blowing hard enough? You need enough air to get the reed to vibrate.

- Is it squeaking?

Blow less hard, don't huff. Take the mouthpiece out of your mouth a little.

- I'm pressing the right keys but the tune sounds wrong!

Make sure your fingers are covering the holes correctly, and you aren't touching any other keys.

A guide to the notes we use



Walk

One steady beat



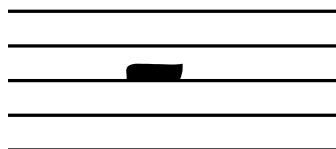
Running

One steady beat, half a beat each



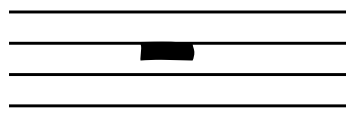
Stroll

Two steady beats




Snooze

Four steady beats



Trumpet valve help

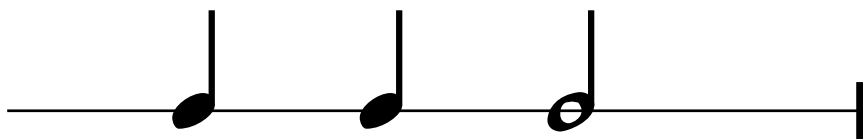
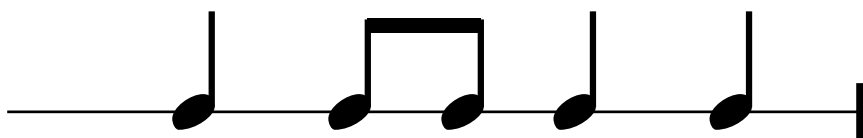
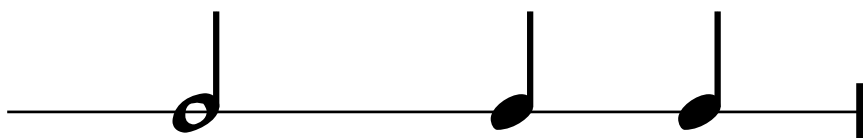
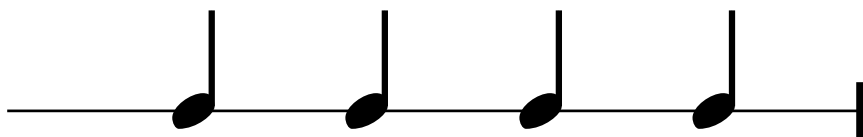
0 1 1 1 0
 3 2



3 2 1 →Nearest your face




Can you read these rhythms?




I'm nearly there
I can do this!



The clarinet note E



The trumpet note C



Off we go!



I'm nearly there
I can do this!

Off we go!



I'm nearly there
I can do this!



Our First Blues



I'm nearly there
I can do this!

Our First Blues



I'm nearly there
I can do this!



Out for a Stroll




Feeling Energetic




I'm nearly there
I can do this!

The clarinet note D



The trumpet note D



Calypso



I want to play a Cal - yp - so to - day



I want to play a Cal - yp - so to - day



Watch Those Steps



I'm nearly there



I can do this!




Step Carefully



I'm nearly there
I can do this!




Little March




I'm nearly there
I can do this!



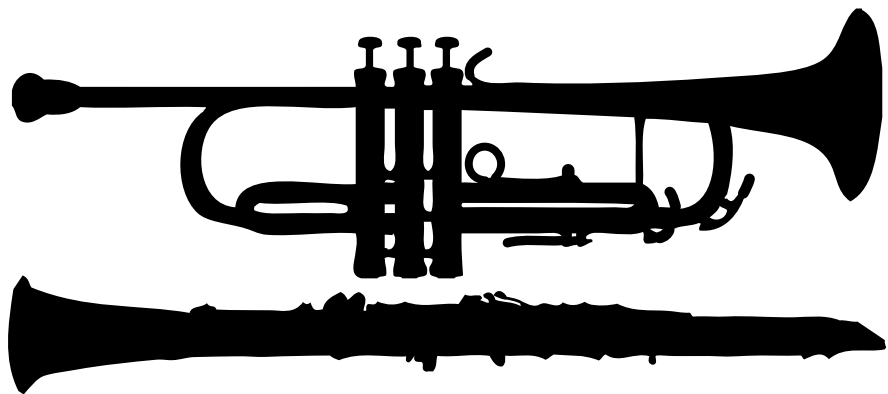
The clarinet note C






The trumpet note E



From now on everyone can play the same!




Mrs Knight




I'm nearly there
I can do this!



Bicycle Ride



Au Clair de la Lune



I'm nearly there
I can do this!



End of Stage 1

Show your partner what you can do!

Nearly
there!

Done
it!

I can hold the instrument correctly



I can make a sound!



I can use the correct fingers for my first 3 notes



I can read running walk and stroll



I can play **Mrs Knight!**



I certify that


Has completed **Stage 1**

Signed


(teacher)

Comments:

The note F



The note F



Slushy



Clown Dance



I'm nearly there
I can do this!



Indian Chief

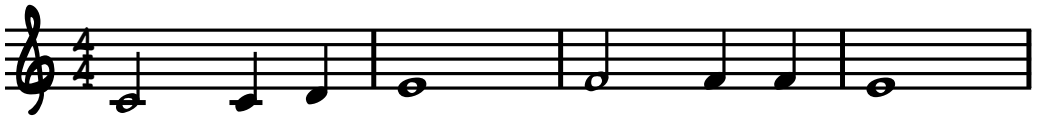


This is how the big tall In-dian plays u-pon his drum



high high low low high high low

Pease Pudding



Pease pudd-ing hot pease pudd-ing cold




pease pudd-ing in the pot nine days old

I'm nearly there
I can do this!



We Will Rock You!




Reproduced with kind permission of
Brian May / Queen Music Ltd and EMI
Publishing


I'm nearly there
I can do this!



The note G



The note G



Merrily We Roll Along



Once a Man



Once a man fell in a well



splish splash splosh he soun - ded



If he had not fall - en in



he would not have drown - ed

I'm nearly there
I can do this!



Now The Day is Over



Soft Kitty



Soft kitt - y warm kitt - y lit - tle ball of fur

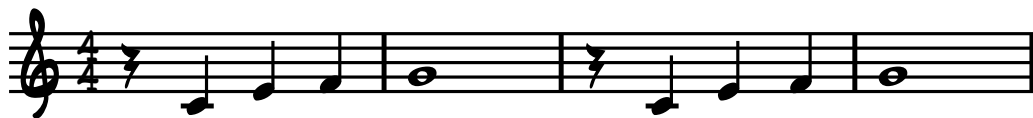


hap - py kit - ty slee - py kit - ty purr purr purr

I'm nearly there
I can do this!



Oh When the Saints



Oh when the saints go mar-ching in



Oh when the saints go mar - ching in



I want to be in that num-ber




Oh when the saints go mar - ching in

I'm nearly there
I can do this!



Jingle Bells



I'm nearly there
I can do this!

John Kanaka



I heard I heard the old man



say John Ka - nak - a nak - a tu - lee - ay



tu - lee - ay tu - lee - ay



John Ka - nak - a nak - a tu - lee - ay

I'm nearly there
I can do this!



End of Stage 2

Show your partner what you can do!

I can play five notes

I can tongue my notes

I can play **Once a Man!**

Nearly
here!

Done
it!

<input type="radio"/>	<input checked="" type="radio"/>
<input type="radio"/>	<input checked="" type="radio"/>
<input type="radio"/>	<input checked="" type="radio"/>

I certify that


Has completed **Stage 2**

Signed


(teacher)

Comments:


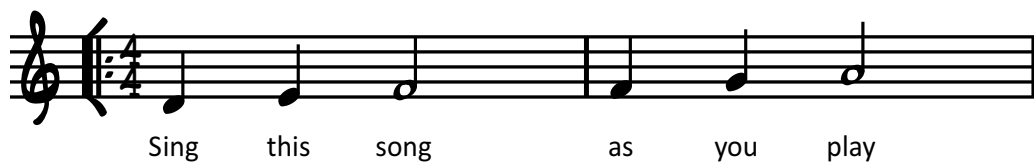
The note A



The note A



Sing This Song



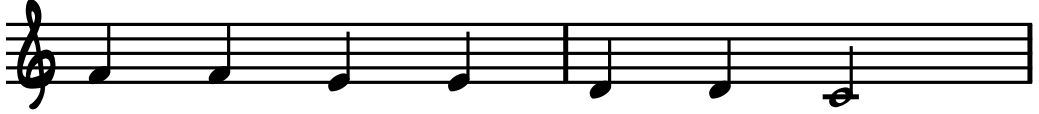
I'm nearly there
I can do this!



Twinkle Twinkle



Twin - kle twin - kle lit - tle star



how I won - der what you are



Up a - bove the world so high



Like a dia - mond in the sky



Twin - kle twin - kle lit - tle star



how I won - der what you are

I'm nearly there
I can do this!



Harry Potter



Har - ry Pot - ter Har - ry Pot - ter



where's he gone? where's he gone?



Run off with Her - mio - ne Run off with Her - mio - ne




Poor old Ron Poor old Ron




I'm nearly there
I can do this!





The note B



The note B







Sharks



I'm nearly there
I can do this!



I Like Ice Cream



I'm nearly there
I can do this!




Shepherd's Hey




I'm nearly there
I can do this!

Zulu Warrior




I'm nearly there
I can do this!

The note low A



The note low A



The Birch Tree



See the love - ly birch in the mead - ow



Cur - ly leaves all dance when the wind blows



Loo - lee - loo when the wind blows



Loo - lee - loo when the wind blows




See the love - ly birch in the mead - ow

I'm nearly there
I can do this!



Chicka Hanka



I'm nearly there
I can do this!

Sing this Song Extension


A musical staff in 4/4 time with a treble clef. The melody consists of quarter notes on G4, A4, B4, A4, G4, and F#4. The lyrics 'Sing this song as you play' are written below the staff, aligned with the notes.

sing it in the eve - ning and at break of day


A musical staff in 4/4 time with a treble clef. The melody consists of quarter notes on the following lines: G4, A4, B4, C5, B4, A4, G4. The lyrics 'Sing this song as you play' are written below the staff, aligned with the notes.

I'm nearly there
I can do this!




The note low G



The note low G



Au Clair de la Lune Extension



By the light of the moon
My friend Pierrot
Lend me your pen
To write a word
My candle is dead
I have no more fire
Open your door for me
For the love of God

I'm nearly there
I can do this!



End of Stage 3

Show your partner what you can do!

Nearly
here!

Done
it!

I can improvise

☐ ☒

I have played in a concert

☐ ☒

I can sing and play **Roller Ghoster**

☐ ☒

I would like to carry on playing next year

☐ ☒

I certify that

Has completed **Stage 3**

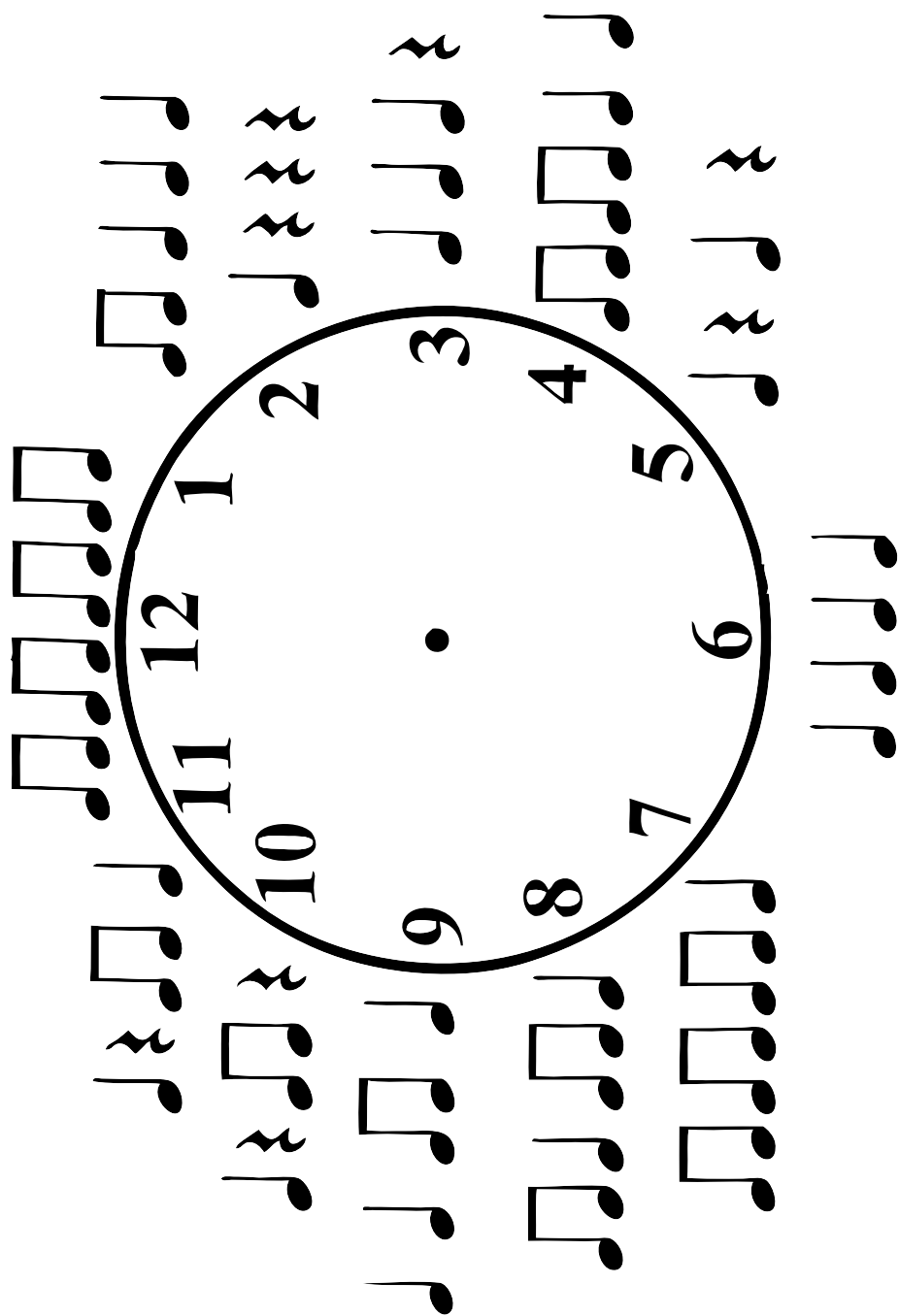
Signed

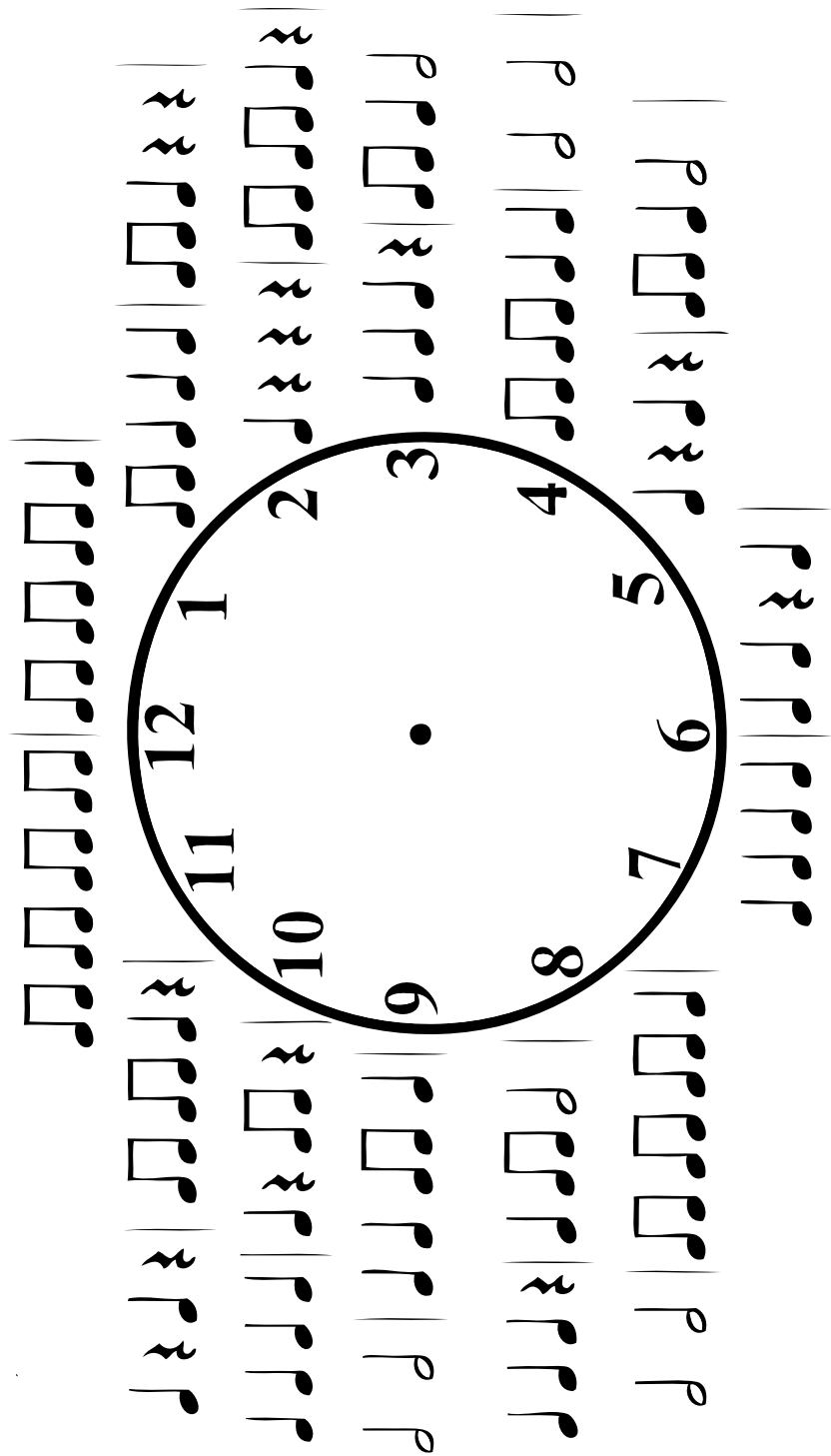
(teacher)

Comments:

Mood words

Rhythm clock 1





What can you hear?

Texture

How many instruments can you hear?

Dynamics

Is the music loud or quiet?

Does it change?

Tempo

Is the music fast or slow?

Does the music get faster or slower?

Structure

Can you hear the same tune again?

Duration

Can you hear a steady beat?

What rhythm patterns can you hear?

Are there long or short sounds?

Timbre

What sort of sound?

Pitch

How high or low are the sounds you hear?

Are they going up or down?

Index

A guide to the notes we use	4	Pease Pudding	28
Au Clair de la Lune	23	Rhythm clock 1	59
Bicycle Ride	23	Rhythm clock 2	60
Calypso	17	Sharks	45
Can you read these rhythms?	6	Shepherd's Hey	47
Chicka Hanka	52	Sing This Song	40
Clown Dance	27	Sing this Song Extension	53
End of Stage 1	24	Slushy	27
End of Stage 2	37	Soft Kitty	33
End of Stage 3	57	Step Carefully	18
Feeling Energetic	14	The Birch Tree	51
Harry Potter	42	The clarinet note C	20
I Like Ice Cream	46	The clarinet note D	15
Indian Chief	28	The clarinet note E	8
Jingle Bells	35	The note A	38
John Kanaka	36	The note B	43
Little March	19	The note F	25
Looking after your instrument	2	The note G	30
Merrily We Roll Along	32	The note low A	49
Mood words	58	The note low G	54
Mrs Knight	22	Trumpet valve help	5
Now The Day is Over	33	Twinkle Twinkle	41
Off we go!	10	Watch Those Steps	17
Oh When the Saints	34	We Will Rock You!	29
Once a Man	32	What can you hear?	61
Our First Blues	12	Zulu Warrior	48
Out for a Stroll	14		

Compiled by the CMS Team
Community Music Service of
Barking and Dagenham
©2014