


Guitar Book


Version 1



Name / Class

The Guitar

The guitar has six strings



Low E A D G B E High

A musical staff in treble clef showing six notes. Above the staff are the numbers 1 through 6. Below the staff are the letters E, B, G, D, A, E. The notes are: E (open string), B (2nd fret), G (3rd fret), D (4th fret), A (5th fret), and E (6th fret).

Exploding Banana Goes Down An Escalator

DOs!



Do take your guitar home EVERY week

Do play for a few minutes each day- little and often is best!

Do think about how you're playing- hand position and

Posture

Do play pieces to your family- enjoy yourself!

Do keep your instrument in a safe place

Do remember to bring your instrument back to school for your lesson every week

But!




Do not touch the pegs, even if the strings go loose

Do not leave the instrument near a radiator or anything hot

Do not forget the neck is especially fragile

Do not let little brothers or sisters play with it- it's not a toy!

Walk




A walk is worth 1 beats : Walk

A Walk rest (silent walk) looks like this:



Stroll



A stroll is worth 2 beats : Str-oll

A Stroll rest (silent stroll) looks like this on the middle line:




Running



A Running is worth 1 beat, like a Walk, but it has two sounds - Run - ning

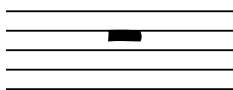
Snooze



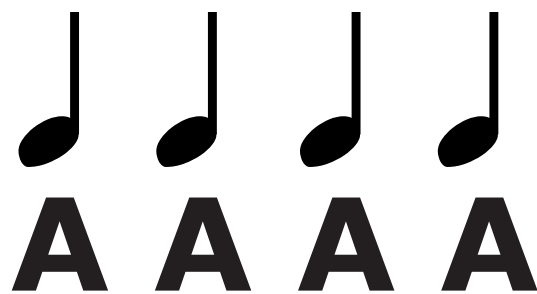
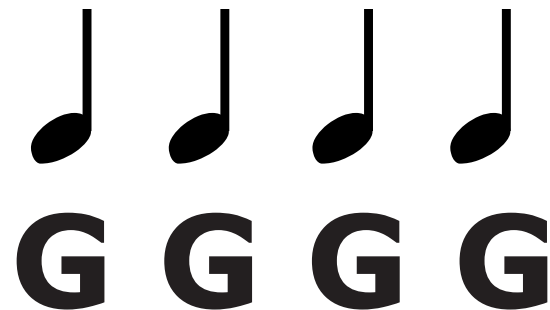
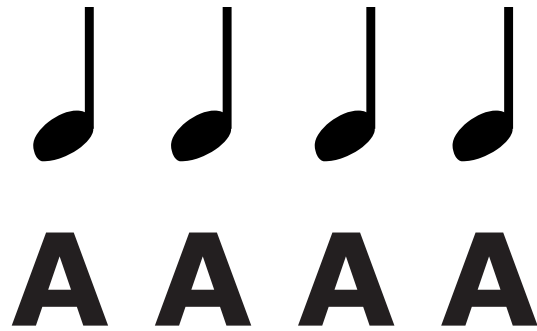
A snooze is worth 4 beats,

Sn-oo-oo-ze...

A Snooze rest (silent snooze) looks like this under the fourth line:




Grumpy Teacher

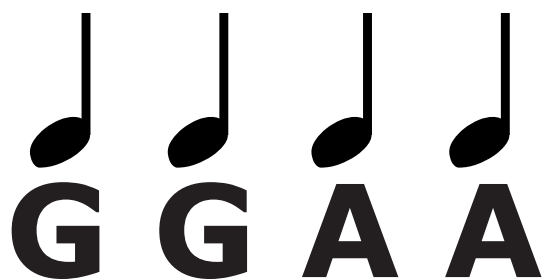


Almost there...
I can do this!

Grumpy Teacher


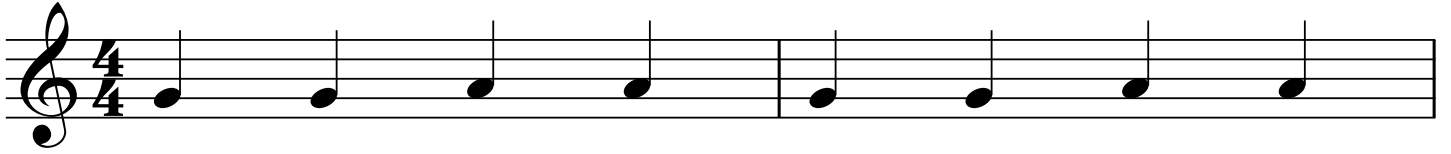


Simple song






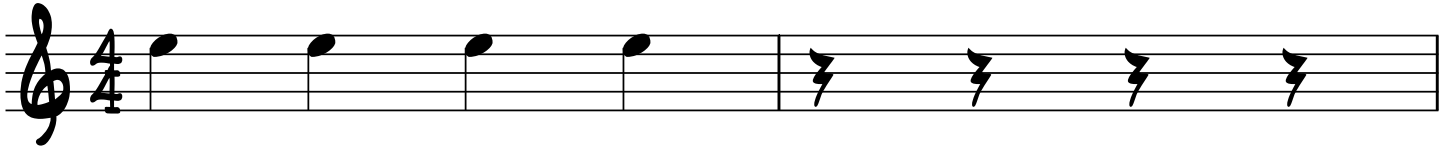


Almost there...
I can do this!






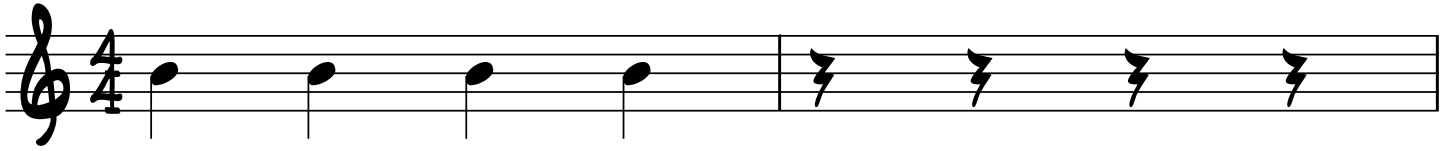
Simple Song



Es











Bs







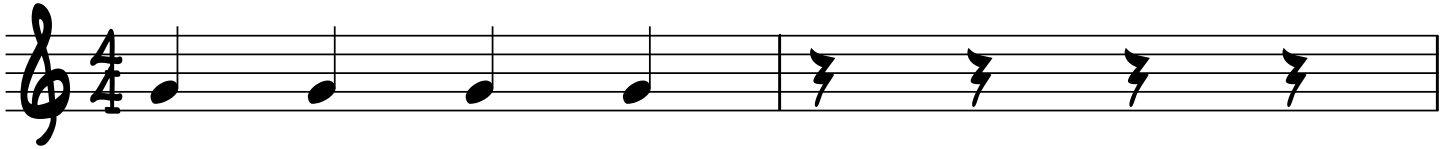
Almost there...
I can do this!

Es and Bs









Almost there... ○
I can do this! ○

Gs

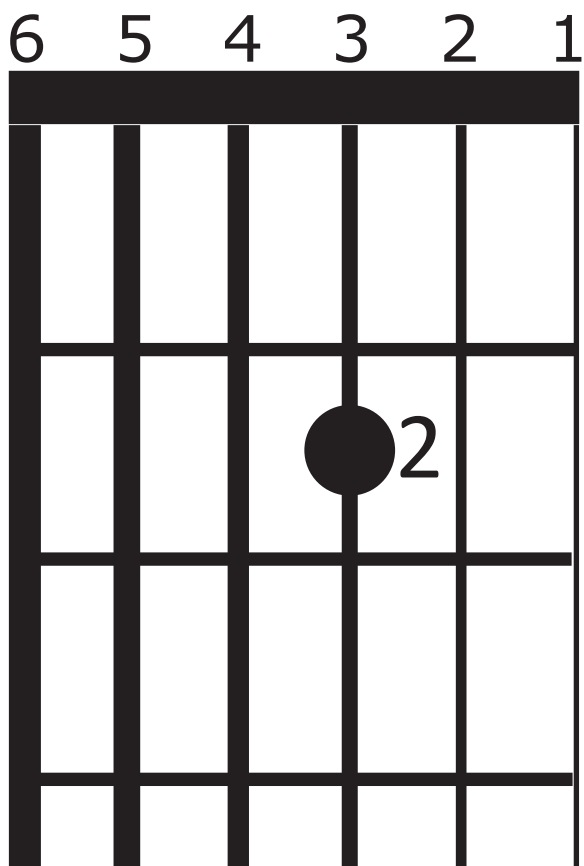



Es, Bs and Gs



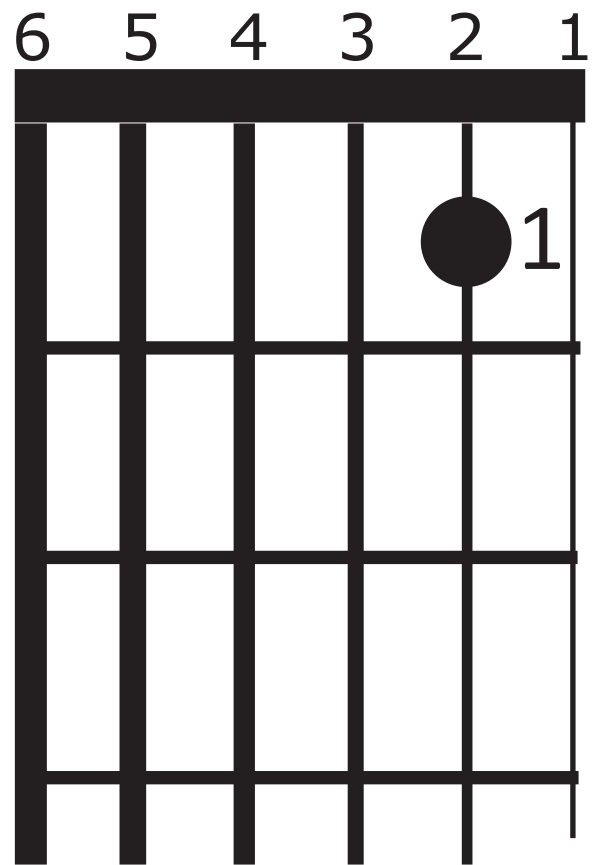
New notes A and C

Left
hand



A

- second finger




C

- first finger

G A B C D E

0 2 0 1 3 0




G A B C D E

③ ② ①

Simple Song - 3 parts

Part 1






Part 2



Part 3






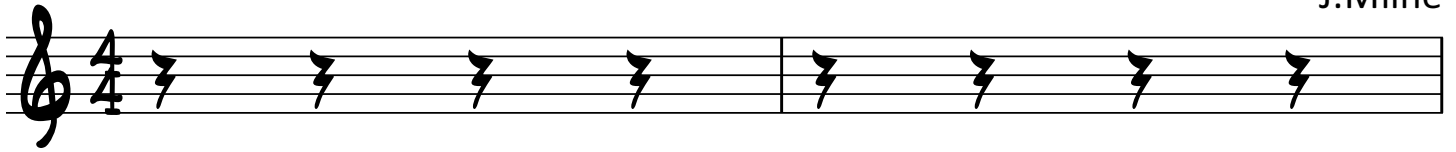


Hot Cross Buns




Medieval Song

J.Milne



Old Mac Donald




Musical staff 1 in 4/4 time. It begins with a treble clef and a 4/4 time signature. The first two measures contain whole rests. The third measure has a quarter note G4, the fourth a quarter note A4, the fifth a quarter note B4, and the sixth a quarter note C5. The seventh measure has a quarter note B4, the eighth a quarter note A4, and the ninth a quarter note G4. The final measure contains a whole rest.

Old Mac Donald had a farm And




Musical staff 2 in 4/4 time. It begins with a treble clef and a 4/4 time signature. The first two measures contain whole rests. The third measure has a quarter note G4, the fourth a quarter note A4, the fifth a quarter note B4, and the sixth a quarter note C5. The seventh measure has a quarter note B4, the eighth a quarter note A4, and the ninth a quarter note G4. The final measure contains a whole rest.

on that farm he had year 5 With a



Musical staff 3 in 4/4 time. It begins with a treble clef and a 4/4 time signature. The first measure has a quarter note G4, the second a quarter note A4, and the third a quarter note B4. The fourth measure has a quarter note C5, the fifth a quarter note B4, and the sixth a quarter note A4. The seventh measure has a quarter note G4, the eighth a quarter note A4, and the ninth a quarter note B4. The final measure has a quarter note C5.




Musical staff 4 in 4/4 time. It begins with a treble clef and a 4/4 time signature. The first two measures contain whole rests. The third measure has a quarter note G4, the fourth a quarter note A4, the fifth a quarter note B4, and the sixth a quarter note C5. The seventh measure has a quarter note B4, the eighth a quarter note A4, and the ninth a quarter note G4. The final measure contains a whole rest.

Old Mac Donald had a farm

Grand Old Duke of York 1



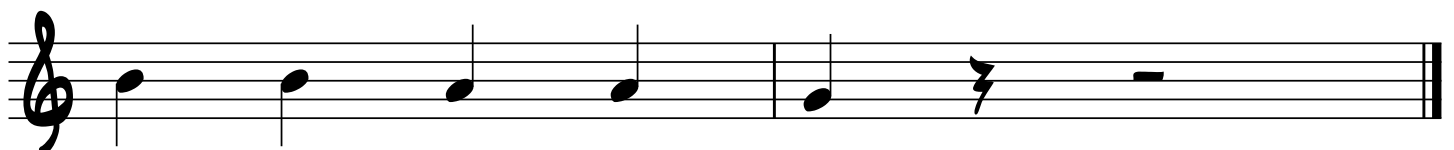
Oh the Grand old Duke of York, he



had ten thou - sand men, he



marched them up to the top of the hill and he



marched them up a - gain

Grand Old Duke of York 2


Oh the Grand old Duke York, he

had ten thou - sand men, he

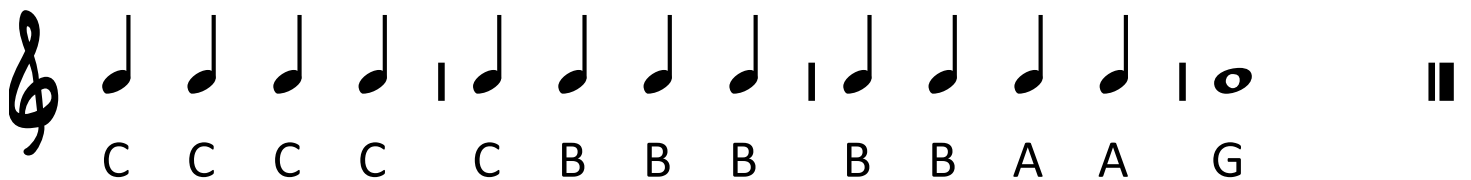

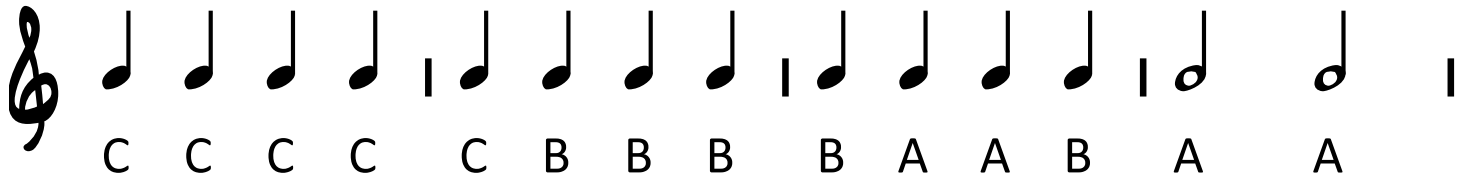
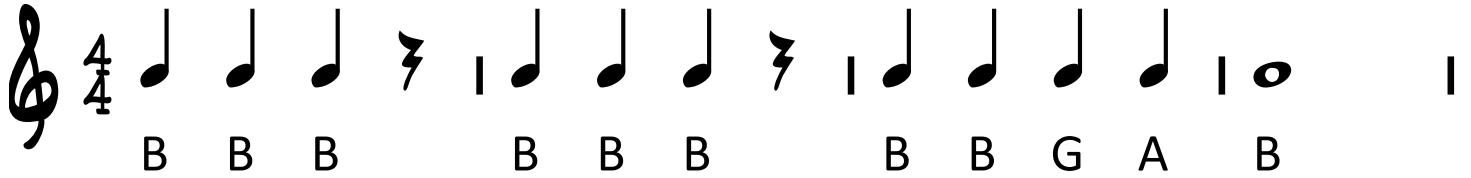
marched them up to top of hill and

marched them up a - gain

Jingle Bells 1




Jingle Bells 2




Happy and You Know

G _____ A




Hap py and you know it clap your hands,

A _____ B




Hap-py and you know it clap your hands,

C _____




Hap - py and you know it and you

B _____



real - ly want to show it, if you're

A _____ G



Hap-py and you know it clap your hands



End of Stage 1

Show your partner what you can do!

I can hold the guitar with the correct posture

I know all the names of the open strings

I can play copy backs

I can play with rest stroke

I can play Happy and you know it

Nearly here!

Done it!

I certify that

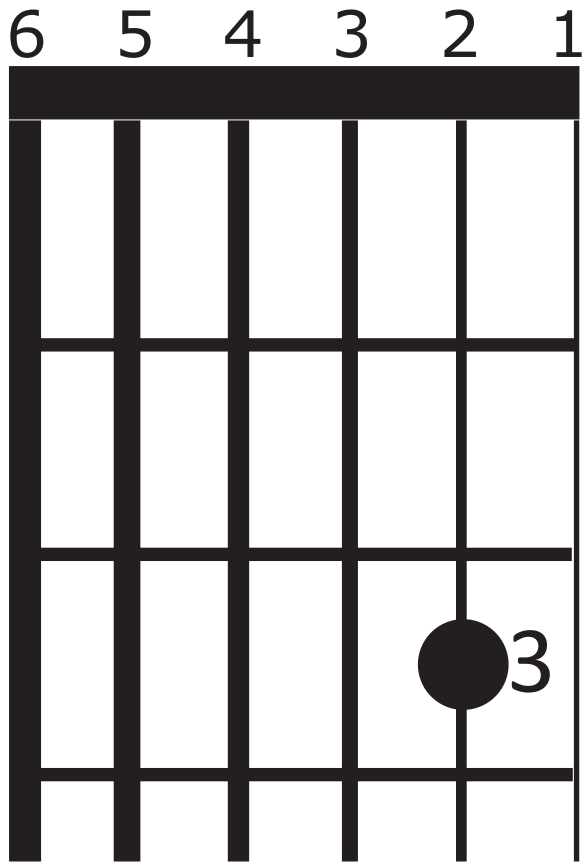
Has completed **Stage 1**

Signed

(teacher)

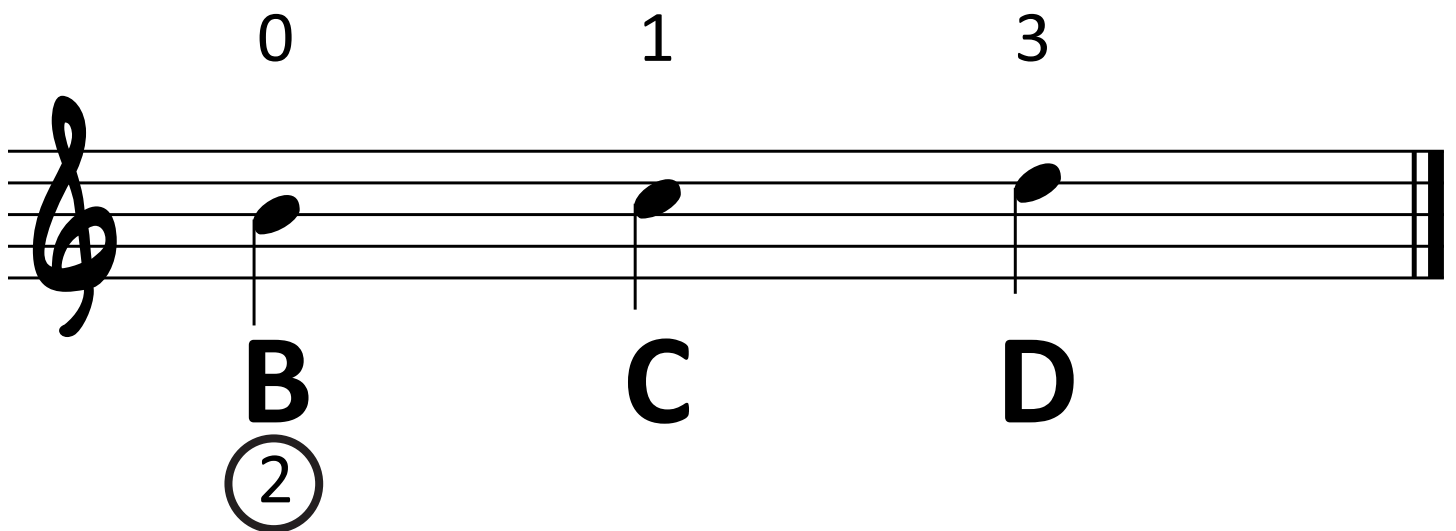
Comments:

New Note D




D

- third finger




John Kanaka




I heard I heard the old man say




John Ka - nak - a nak - a tu - lee - ay I



heard I heard the old man say



John Ka - nak - a nak - a tu - lee - ay






tu - lee - ay tu - lee - ay



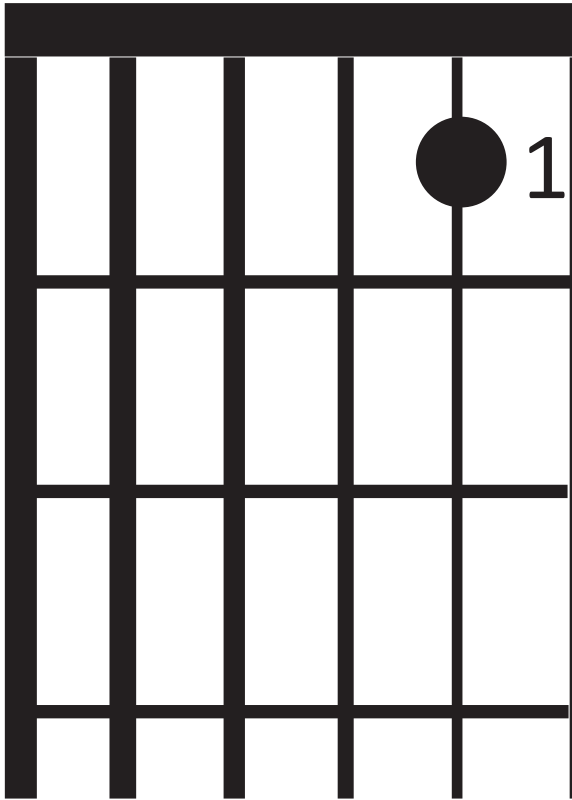
John Ka - nak - a nak - a tu - lee - ay

Once a Man



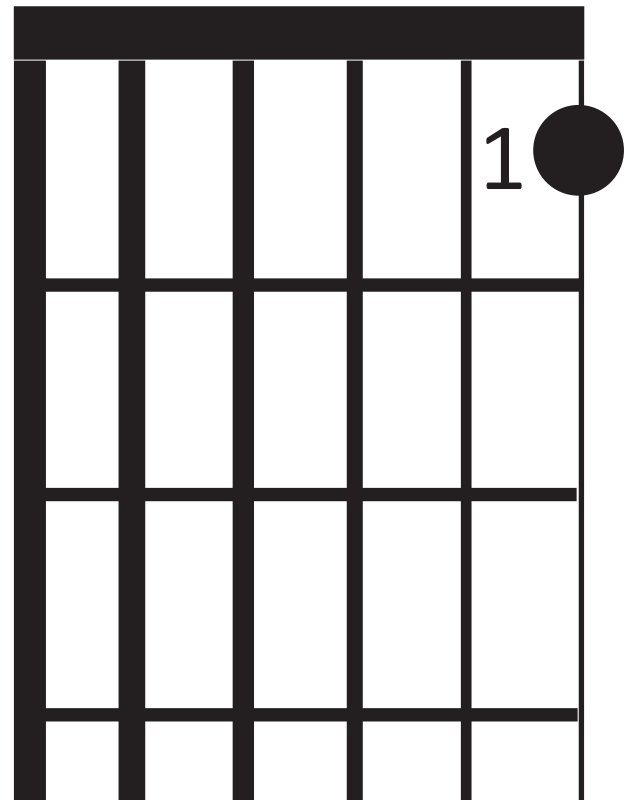
C and G7 chords

6 5 4 3 2 1
X X X O O



C chord

6 5 4 3 2 1
X X X O O



G7 chord

Skip to my Lou

4/4
E E C C | E E E | D D B B | D D D

E E C C | E E E | D D E D | C C





Skip to my Lou - Chords

| C | | G7 | |


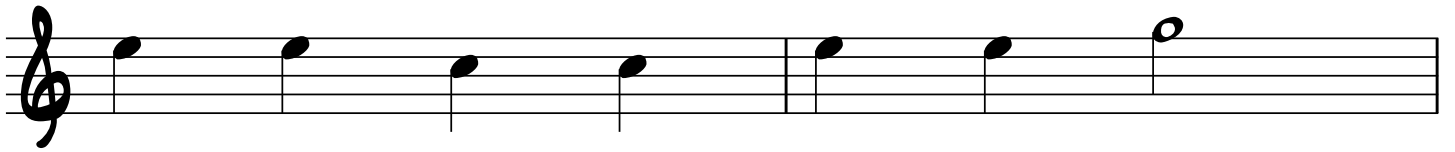
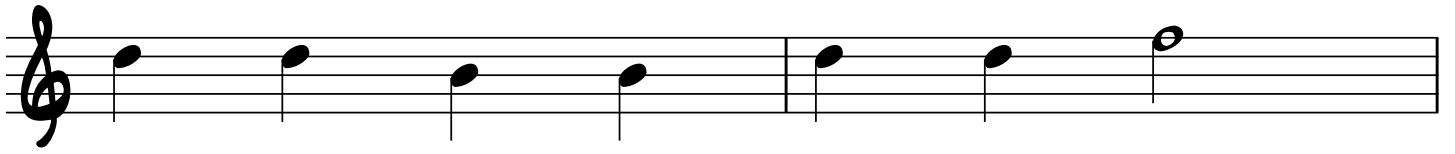

| C | | G7 | C |

Skip to my Lou


Easy version



Skip to my Lou Hard version



Baba la Gumbala




Musical staff 1: Treble clef, 4/4 time signature. The melody consists of quarter notes: G4, A4, B4, C5, D5, E5, F5, G5, A5, B5, C6, B5, A5, G5. The lyrics are: Ba ba la gum ba la, la gum ba la ha vee see.

Ba ba la gum ba la, la gum ba la ha vee see.




Musical staff 2: Treble clef, 4/4 time signature. The melody consists of quarter notes: G4, A4, B4, C5, D5, E5, F5, G5, A5, B5, C6, B5, A5, G5. The lyrics are: Ba ba la gum ba la, la gum ba la ha vee see.

Ba ba la gum ba la, la gum ba la ha vee see.



Musical staff 3: Treble clef, 4/4 time signature. Chord 'D' is indicated above the first measure. The melody consists of quarter notes: G4, A4, B4, C5, D5, E5, F5, G5, A5, B5, C6, B5, A5, G5. The lyrics are: Oh nen ne nen ne ha vee see,

D
Oh nen ne nen ne ha vee see,



Musical staff 4: Treble clef, 4/4 time signature. Chord 'D' is indicated above the first measure. The melody consists of quarter notes: G4, A4, B4, C5, D5, E5, F5, G5, A5, B5, C6, B5, A5, G5. The lyrics are: Oh nen ne nen ne ha vee see,

D
Oh nen ne nen ne ha vee see,

Dead of Night

The musical score is written in 4/4 time and consists of four staves. The first staff begins with a treble clef and a 4/4 time signature. The melody consists of two measures: the first measure contains a dotted quarter note followed by an eighth note, and the second measure contains a quarter note followed by a quarter rest. The second and fourth staves are marked with a '3' and a '7' respectively, indicating triplet rhythms. The notes in these staves are quarter notes, eighth notes, and quarter rests.


It was the dead of night, there was a bang and I had such a fright,
Dead of night , there was a bang and I had such a fright.

It was the dead of night, there was a bang and I had such a fright,
So I crept around, I want to know what made that awful sound.

Dead of Night Sound Chart

Parliamo Italiano?

In English




Quiet Get louder Loud Get quieter Quiet



Piano Crescendo Forte Diminuendo Piano

In Italian



Rhythm clock 1

A large circle is divided into 12 segments, numbered 1 through 12. Each segment contains a specific musical rhythm. The rhythms are as follows:

- 1: Quarter note
- 2: Quarter note
- 3: Quarter note
- 4: Quarter note
- 5: Quarter note
- 6: Quarter note
- 7: Quarter note
- 8: Quarter note
- 9: Quarter note
- 10: Quarter note
- 11: Quarter note
- 12: Quarter note

Surrounding the clock are various musical notations, including quarter notes, eighth notes, and rests, arranged in a circular pattern around the clock face.

Rhythm clock 2

A large circle is drawn on the page, with numbers 1 through 12 arranged around its perimeter. The numbers are positioned as follows: 12 at the top, 11 and 1 on the left side, 10, 9, 8, 7, 6, 5, 4, 3, 2, and 1 at the bottom. A central dot is present. Surrounding the circle are several lines of musical notation, including eighth and sixteenth notes, rests, and bar lines, which correspond to the rhythm clock's structure.

Mood words

What can you hear?

Texture

How many instruments can you hear?

Dynamics

Is the music loud or quiet?

Does it change?

Tempo

Is the music fast or slow?

Does the music get faster or slower?

Structure

Can you hear the same tune again?

Pitch

How high or low are the sounds you hear?

Are they going up or down?

Timbre

What sort of sound?


Duration

Can you hear a steady beat?

What rhythm patterns can you hear?

Are there long or short sounds?

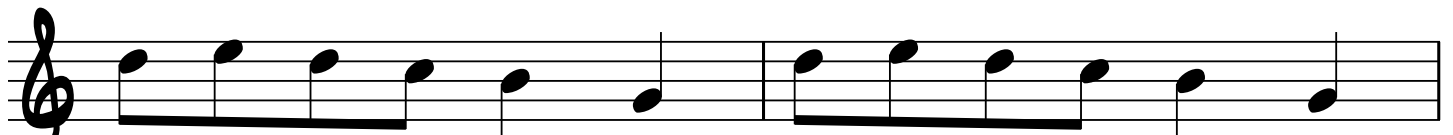
Harry Potter



Har - ry pot - ter Har - ry Pot - ter



where's he gone? where's he gone?

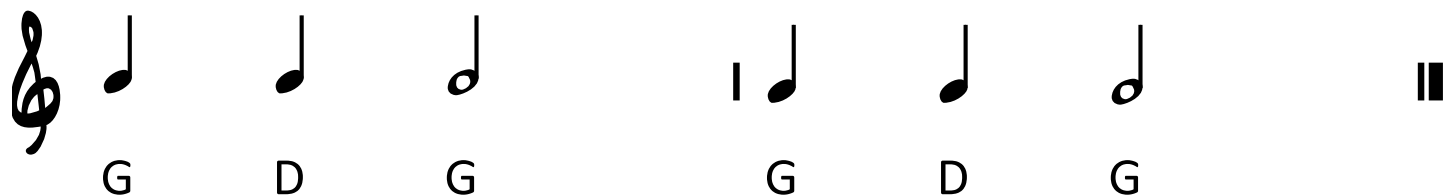
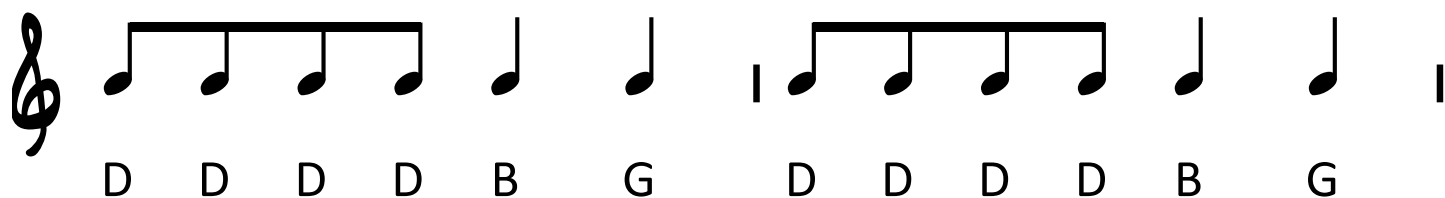
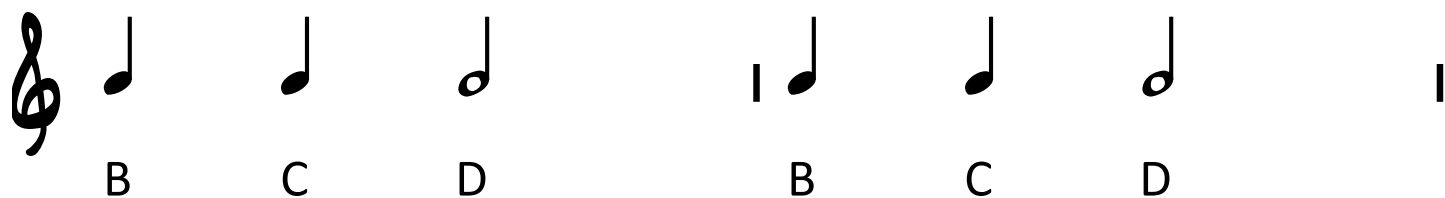
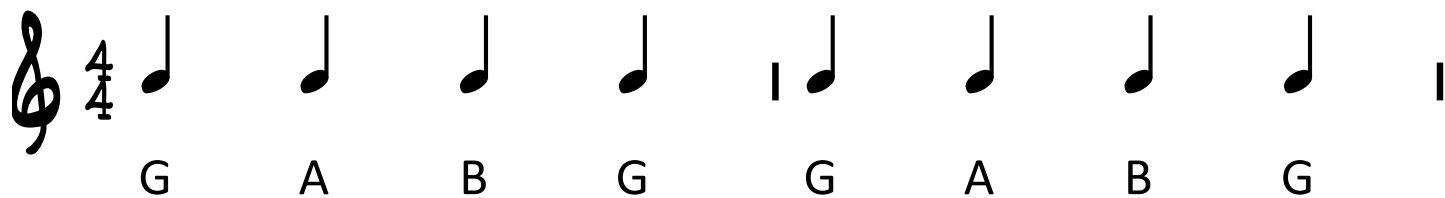


Run off with Her - mi - one Run off with Her - mi - one



Poor old Ron Poor old Ron

Harry Potter Easy





End of Stage 2

Show your partner what you can do!

I can create strumming rhythms

I can play G A B C and D

I can read G A and B

I can play C and G7 chord

I can play Once a Man

Nearly here!

Done it!

I certify that

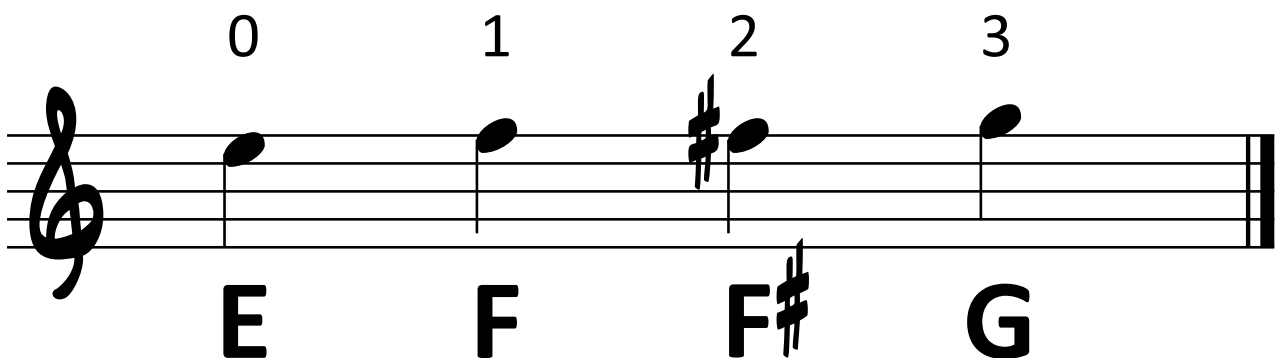
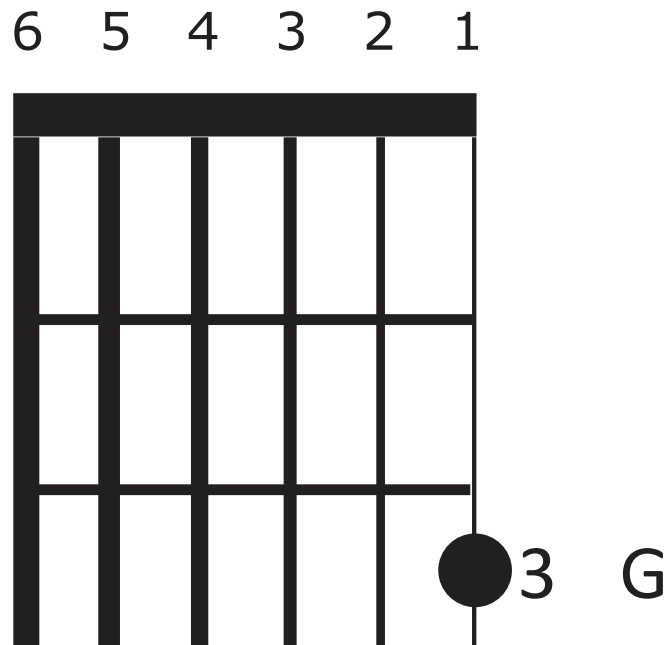
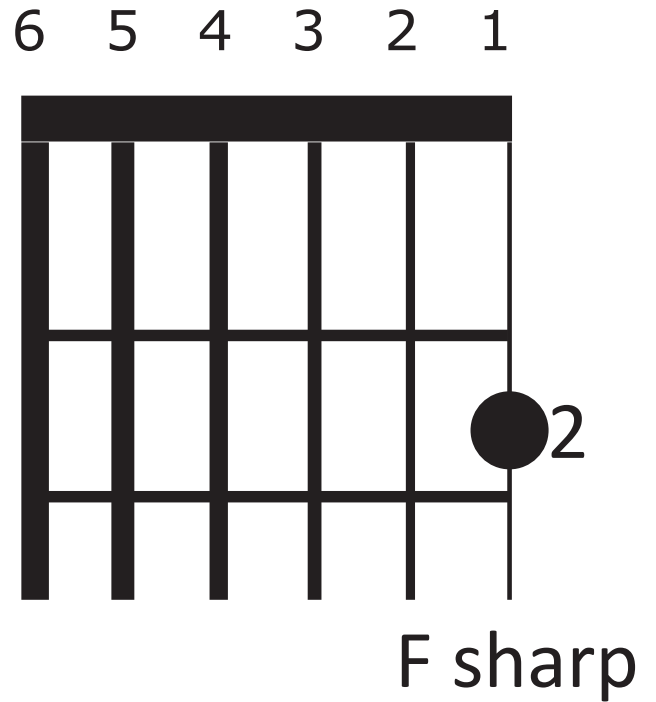
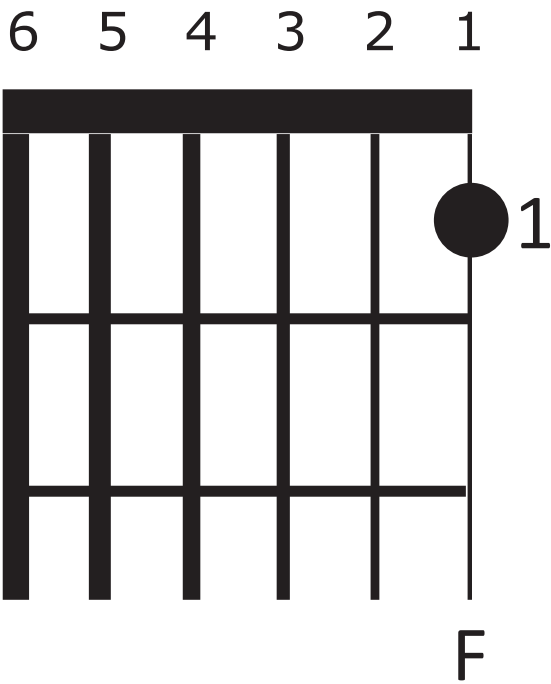
Has completed **Stage 2**

Signed





(teacher)

Comments:

New Notes F, F sharp and G



Raise Your Voices




How you gonna sing your song?....Raise your voices high.
How you gonna sing your song?....Raise your voices high.

How you gonna sing your song?....
Sing our loud and sing out strong

How you gonna sing your song?....Raise your voices high.

James Bond

Part One



Musical notation for Part One, featuring a treble clef, a key signature of one sharp (F#), and a 4/4 time signature. The melody consists of quarter notes: G4 (0), A4 (1), B4 (2), C5 (1), B4 (1), A4 (1), G4 (1), and F#4 (1). Fingering numbers are placed above the notes.

Part Two (Bass)



Musical notation for Part Two (Bass), featuring a treble clef, a key signature of one sharp (F#), and a 4/4 time signature. The melody consists of quarter notes: G3 (5), F#3 (6), E3 (5), D3 (5), C#3 (5), B2 (5), A2 (5), and G2 (5). Fingering numbers are placed above the notes.

Part Three



Musical notation for Part Three, first line, featuring a treble clef, a key signature of one sharp (F#), and a 4/4 time signature. The melody consists of quarter notes: G4, A4, B4, C5, B4, A4, G4, and F#4. Lyrics are written below the notes.

I like my beans on toast, I like my beans on toast,



Musical notation for Part Three, second line, featuring a treble clef, a key signature of one sharp (F#), and a 4/4 time signature. The melody consists of quarter notes: G4, A4, B4, C5, B4, A4, G4, and F#4. Lyrics are written below the notes.

I like my beans on toast, I like my beans on toast,



Musical notation for Part Three, third line, featuring a treble clef, a key signature of one sharp (F#), and a 4/4 time signature. The melody consists of quarter notes: G4, A4, B4, C5, B4, A4, G4, and F#4. Lyrics are written below the notes.

I like my beans on toast, I like my beans on toast,



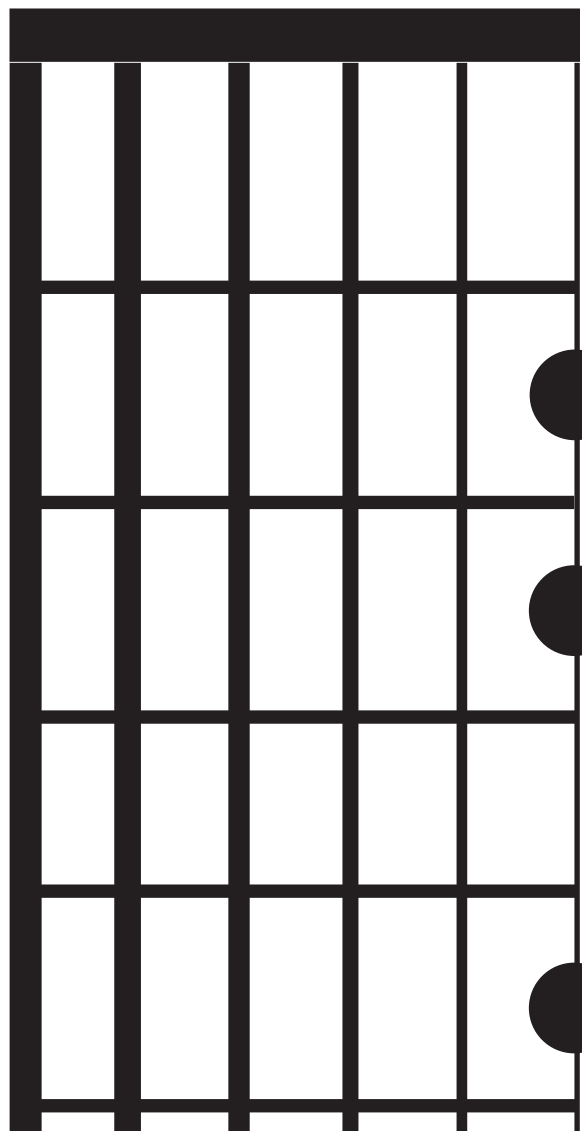
Musical notation for Part Three, fourth line, featuring a treble clef, a key signature of one sharp (F#), and a 4/4 time signature. The melody consists of quarter notes: G4, A4, B4, C5, B4, A4, G4, and F#4. Lyrics are written below the notes.

I like beans, I like beans, I like,

Second Position

New Note High A

6 5 4 3 2 1




2nd position


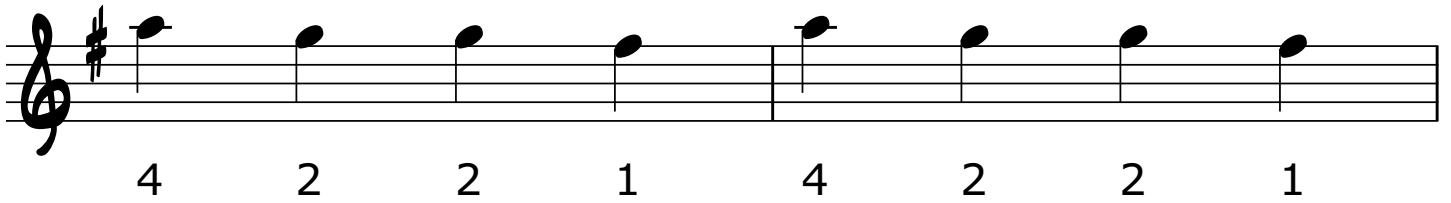



● 1st Finger F sharp

● 2nd Finger High G

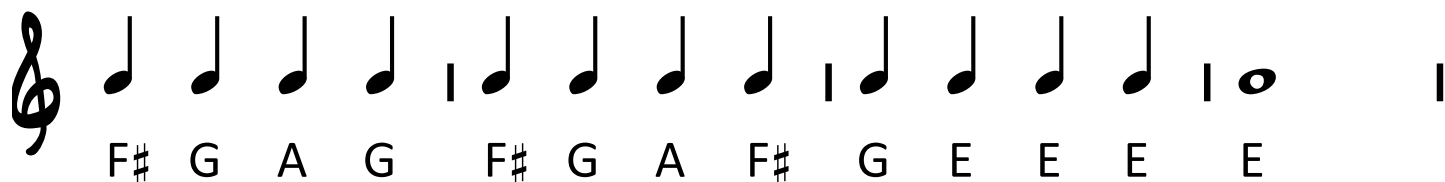
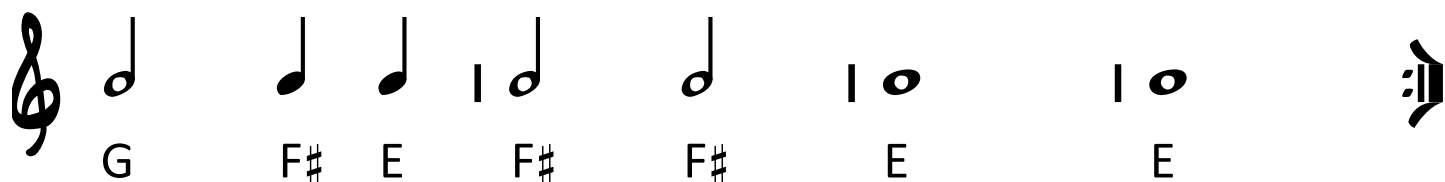
● 4th Finger High A



Relax



Spanish Song 1



Spanish Song 2

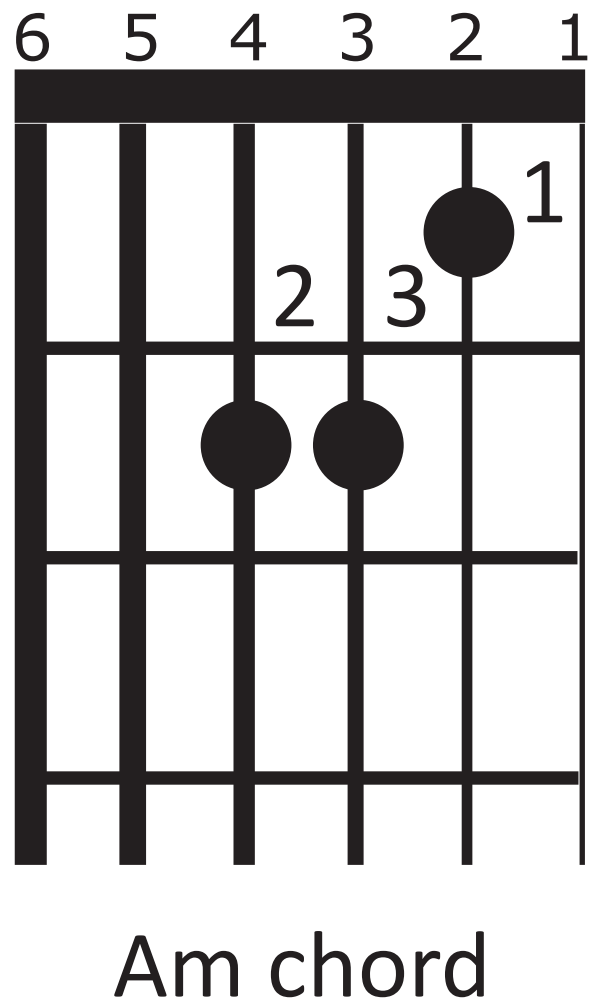
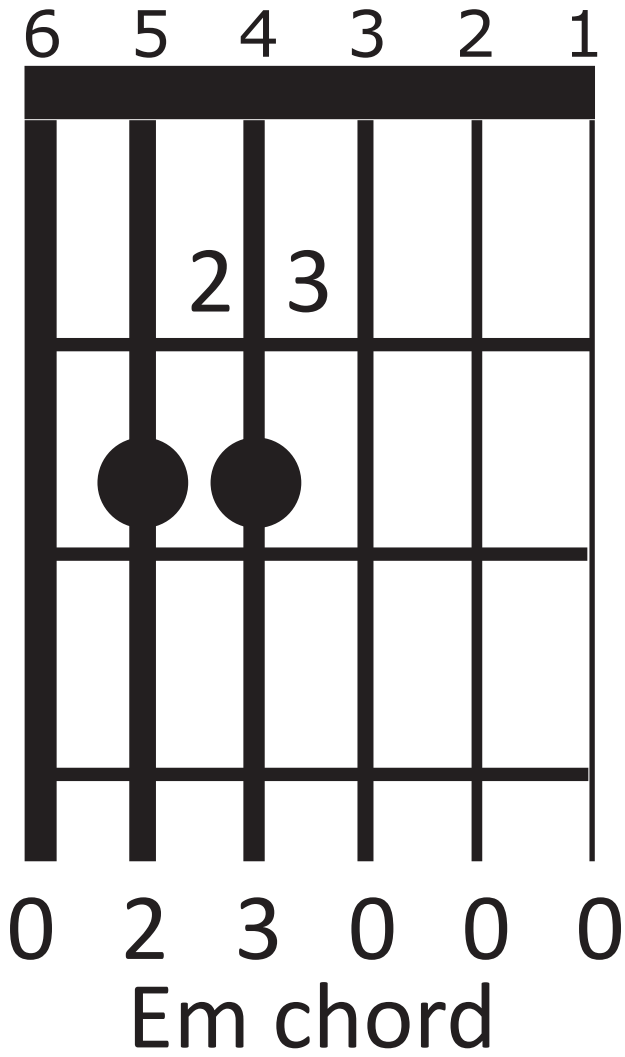
Part 1

Musical notation for Part 1, consisting of two staves in 4/4 time. The first staff contains a sequence of eighth notes: G4, A4, B4, C#5, D5, E5, F#5, G5, A5, B5, C#6, D6, E6, F#6, G6. The second staff contains a sequence of half notes: G4, C#5, F#5, B5, D6, G6, C#6, F#6, B6, D7.

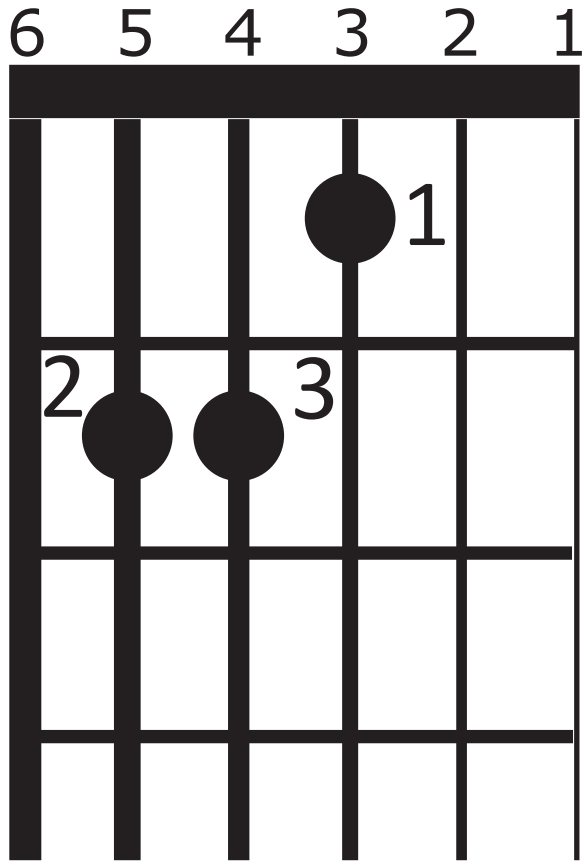
Part 2 2nd position

Musical notation for Part 2, consisting of two staves in 4/4 time. The first staff contains a sequence of eighth notes: G#4, A4, B4, C#5, D5, E5, F#5, G5, A5, B5, C#6, D6, E6, F#6, G6. The second staff contains a sequence of eighth notes: G#4, A4, B4, C#5, D5, E5, F#5, G5, A5, B5, C#6, D6, E6, F#6, G6.

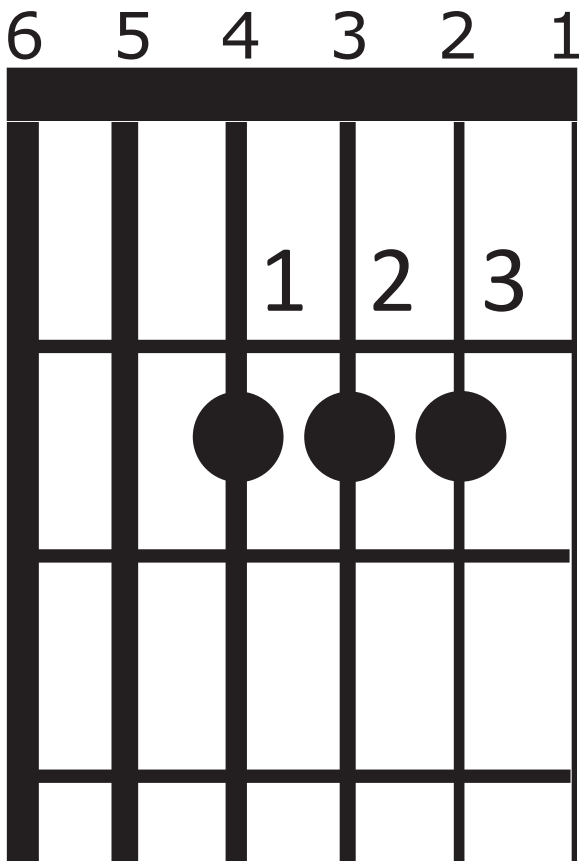
Chords Em Am



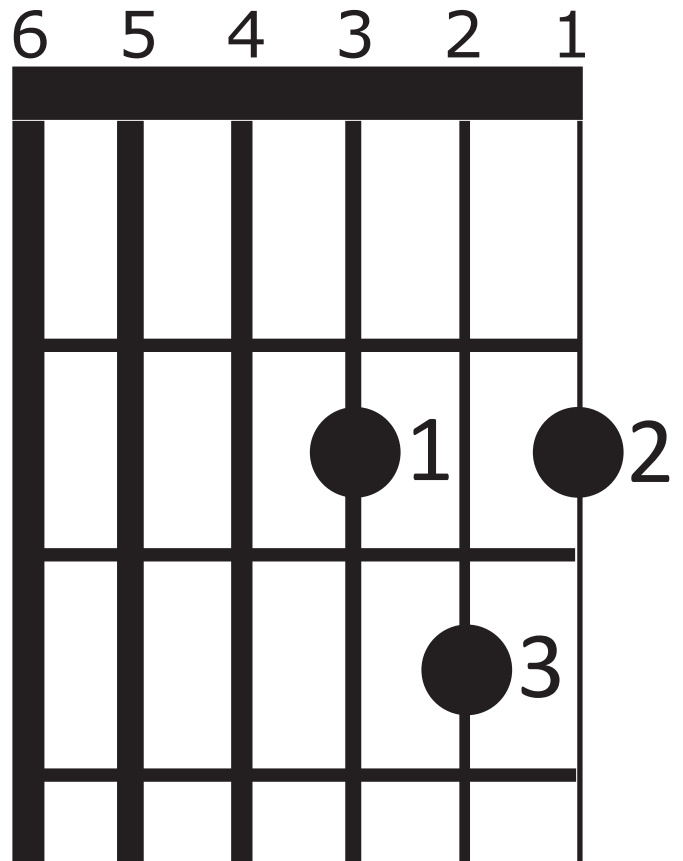
Chords E A D



E chord



A chord



D chord

Coconut Woman

E x 4 A x 4 E x 4 A x 4

E x 4 A x 4 E x 4 A x 4

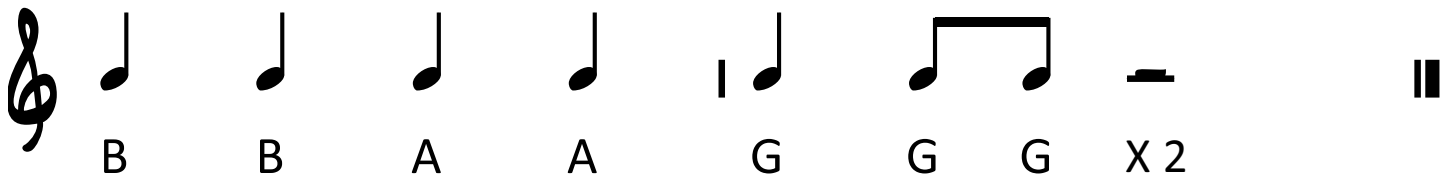
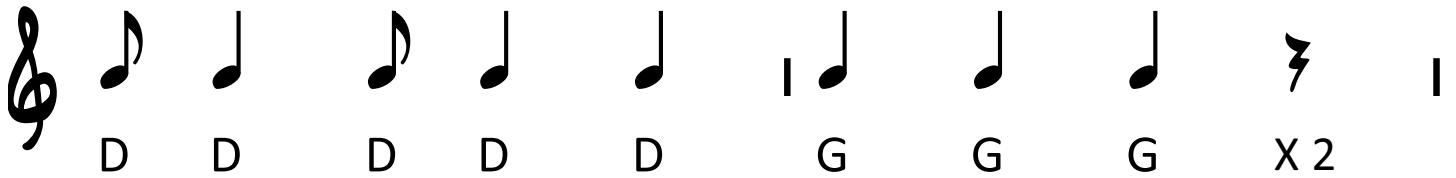
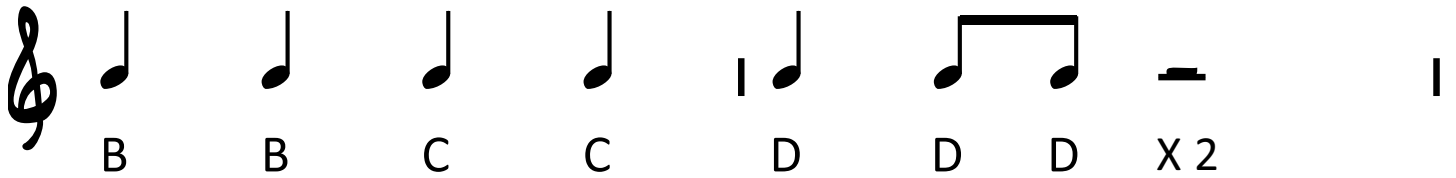
E A E A

E A E A

A x 4

Coconuts!

Sunny Afternoon 1





End of Stage 3

I can describe a piece of music I am listening to

using musical vocabulary

I can play notes on the E string

I can play the A chord

I can play loud and quiet sounds strumming and

plucking

I can play the G major scale up and down

I have played in a concert

I certify that

Nearly here!

Done it!

Has completed **Stage 3**

Signed

(teacher)

Comments:

What is in the book?

Baba la Gumbala	33	John Kanaka	27
Bs	11	Medieval Song	18
C and G7 chords	29	Mood words	39
Chords E A D	52	New Note D	26
Chords Em Am	51	New notes A and C	15
Coconut Woman	53	New Notes F, F sharp and G .	44
Dead of Night	34	Old Mac Donald	19
DOs!	3	Once a Man	28
End of Stage 1	25	Raise Your Voices	45
End of Stage 2	43	Rhythm clock 1	37
End of Stage 3	55	Rhythm clock 2	38
Es	10	Simple song	8
Es and Bs	12	Simple Song - 3 parts	16
Es, Bs and Gs	14	Skip to my Lou	30
G A B C D E	16	Skip to my Lou Easy version	31
Grand Old Duke of York 1 . . .	20	Skip to my Lou Hard version	32
Grand Old Duke of York 2 . . .	21	Snooze	5
Grumpy Teacher	6	Spanish Song 1	49
Grumpy Teacher	9	Spanish Song 2	50
Gs	13	Stroll	4
Happy and You Know	24	Sunny Afternoon 1	54
Harry Potter	41	The Guitar	2
Harry Potter Easy	42	Walk	4
Hot Cross Buns	17	What can you hear?	40
James Bond	46		
Jingle Bells 1	22		
Jingle Bells 2	23		