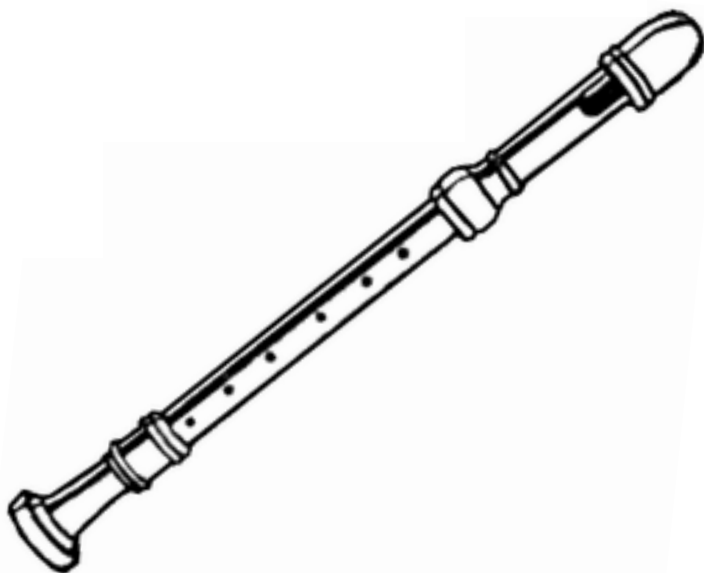


# Recorder Book



BARKING  
DAGENHAM  
community  
**music**  
service

# Looking after your instrument

Be really careful with your instrument, it is yours to use for as long as you are having lessons with us - which could be for the next 10 years!

Make sure you leave your instrument in the case unless you are playing it.

Do play it often - the more you play the better you will become!



Be careful with your instrument - it is not a toy and can be broken really easily.

Do not bite your recorder, it sits between your lips - not teeth!

# A guide to the notes we use



**Walk**

One steady beat



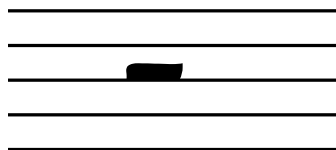
**Running**

One steady beat, half a beat each



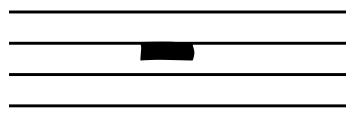
**Stroll**

Two steady beats

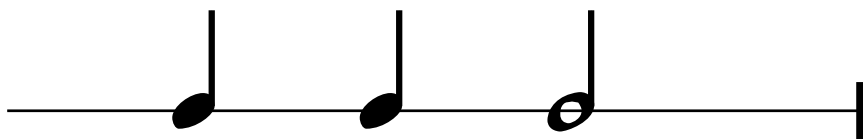
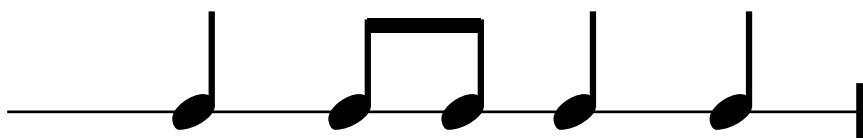
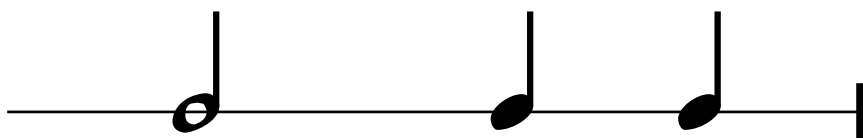
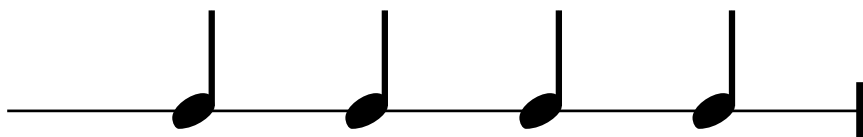


**Snooze**

Four steady beats



Can you read these rhythms?




I'm nearly there  
I can do this!







# The note G



Off we go!



I'm nearly there  
I can do this!



# Our First Blues



I'm nearly there  
I can do this!

# Out for a Stroll




# Feeling Energetic



I'm nearly there  
I can do this!



# The note A



# Calypso



## Watch Those Steps




I'm nearly there  
I can do this!



## Step Carefully



# Little March




I'm nearly there  
I can do this!

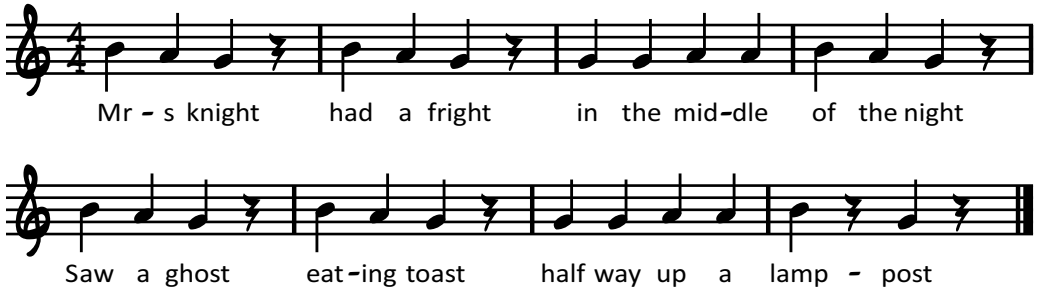




# The note B



# Mrs Knight



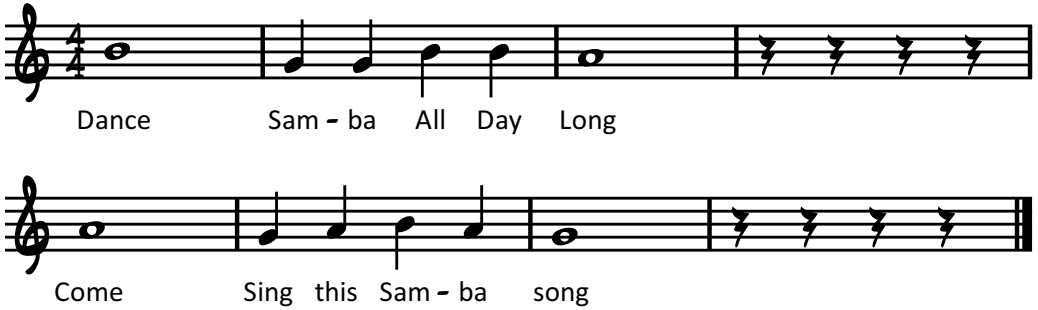
I'm nearly there  
I can do this!



## Bicycle Ride



## Three Note Samba



## Au Clair de la Lune



I'm nearly there  
I can do this!



# End of Stage 1

*Show your partner what you can do!*

Nearly  
here!      Done  
it!

I can hold the instrument correctly



I can make a sound!



I can use the correct fingers for my first 3 notes



I can read running walk and stroll



I can play **Mrs Knight!**



I certify that

---

Has completed **Stage 1**


Signed

*(teacher)*

---

Comments:

# The note C



# Slushy



# Clown Dance



I'm nearly there  
I can do this!



# Indian Chief



This is how the big tall In-dian plays u-pon his drum



high high low low high highs low

# Pease Pudding



Pease pudd-ing hot pease pudd-ing cold




pease pudd-ing in the pot nine days old

I'm nearly there  
I can do this!



# We Will Rock You



# Money Money Money



I'm nearly there  
I can do this!





## End of Stage 2

*Show your partner what you can do!*

I can play from G to C

I can tongue my notes

I can play Slushy

Nearly  
here!

Done  
it!

<input type="radio"/>	<input checked="" type="radio"/>
<input type="radio"/>	<input checked="" type="radio"/>
<input type="radio"/>	<input checked="" type="radio"/>

I certify that

---

Has completed **Stage 1**


Signed

*(teacher)*

---

Comments:

# The note E



# Easy



## For Example



I'm nearly there  
I can do this!




# Heebie Jeebies!?



I'm nearly there  
I can do this!

# Duet





# Chicka Hanka



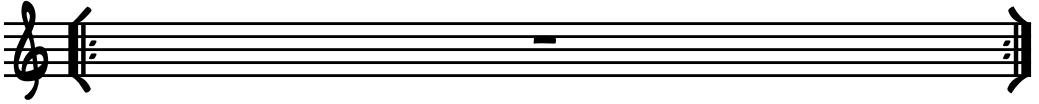
I'm nearly there  
I can do this!

# The note F



# Repeats

If you see this...



Then it means you have to play the music  
between the dots twice

- you repeat it.

Only repeat the music **once** though,  
otherwise you will never finish the tune...



I'm nearly there  
I can do this!



# Zulu Warrior



I comea zim-ba zim-ba zi - a I comea zim-ba zim-ba zay



Seehim there the Zu-lu warr-i-or



Seehim there the zu - lu chief chief chief!

I'm nearly there  
I can do this!





# John Kanaka

I heard I heard the old man


say John Ka - nak - a nak - a tu - lee - ay

tu - lee - ay tu - lee - ay

John Ka - nak - a nak - a tu - lee - ay

I'm nearly there  
I can do this!

# The note low D



# The Birch Tree



See the love - ly birch in the mead - ow



Cur - ly leaves all dance when the wind blows



Loo - lee - loo when the wind blows



Loo - lee - loo when the wind blows




See the love - ly birch in the mead - ow

I'm nearly there  
I can do this!



# Sing This Song



I'm nearly there  
I can do this!



# Ghost Train



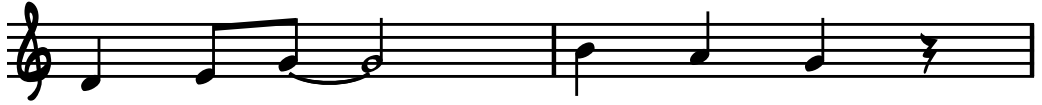
I'm nearly there  
I can do this!



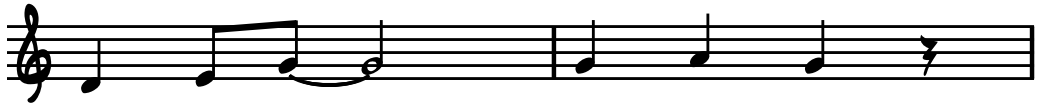
# Pop Idol



Don't call us\_\_\_\_\_ we'll call you



Don't call us\_\_\_\_\_ we'll call you



Don't call us\_\_\_\_\_ we'll call you



Don't call us\_\_\_\_\_ we'll call you You'll be



ho-ping you'll be wish-ing at the end of this au - di - tion but we




won't give you a clue

I'm nearly there  
I can do this!



# The note high D



# Low and High



# Scooby Do



Do do do do be do



scoo be do be do be do be do do do



Bah do wah Bah do Wah


I'm nearly there  
I can do this!



# Once a Man



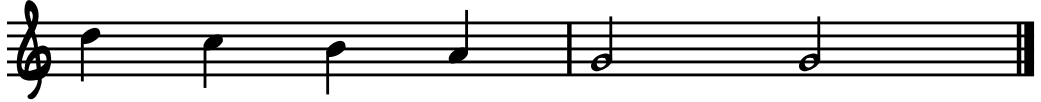
Once a man fell in the well



splish splash splosh he soun - ded



If he had not fall - en in



he would not have drown - ed

I'm nearly there  
I can do this!



## End of Stage 3

*Show your partner what you can do!*

Nearly  
here!

Done  
it!

I can improvise

☐ ☒

I have played in a concert

☐ ☒

I can sing and play **Roller Ghoster**

☐ ☒

I would like to carry on playing next year

☐ ☒

I certify that

---

Has completed **Stage 1**

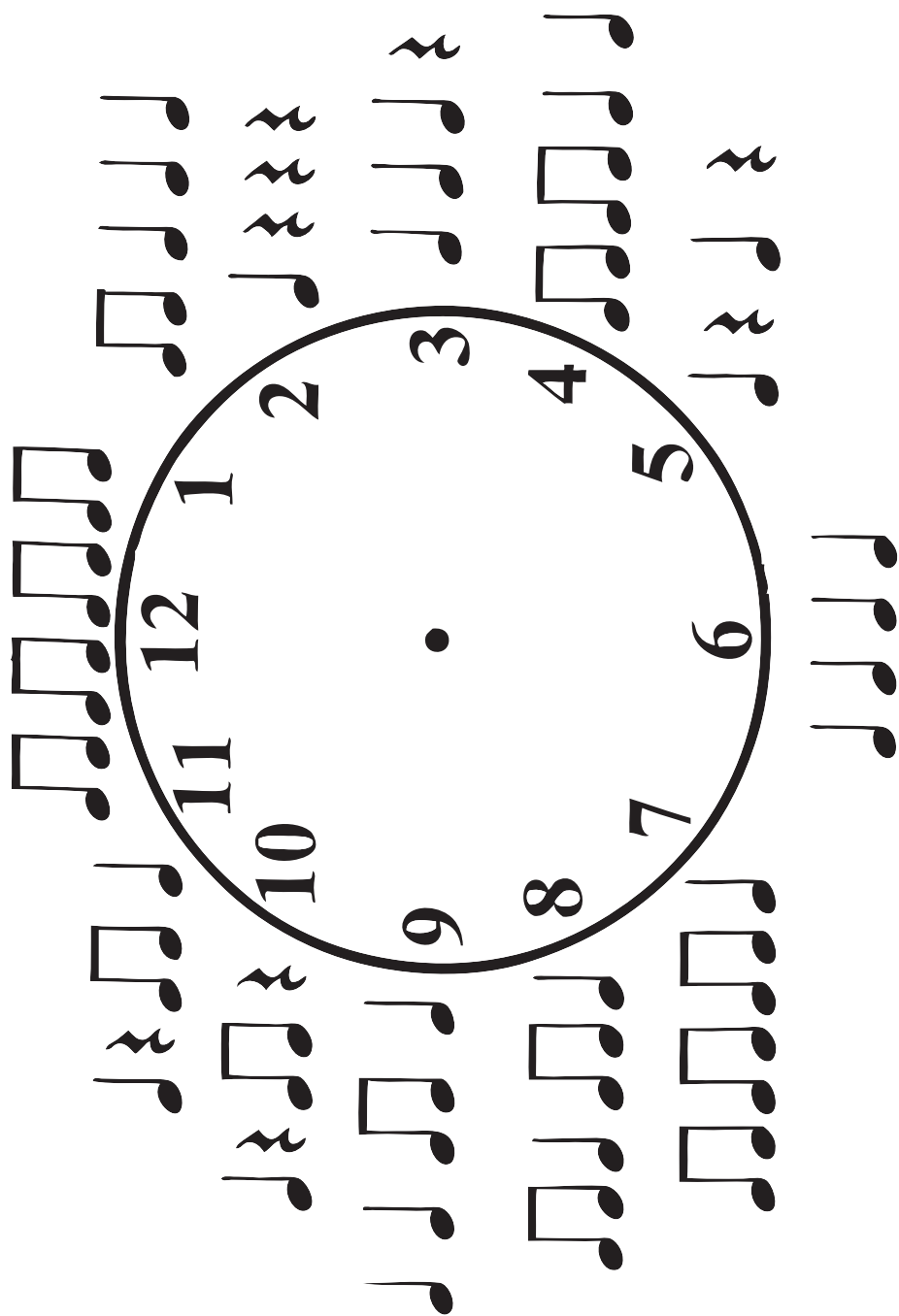
Signed

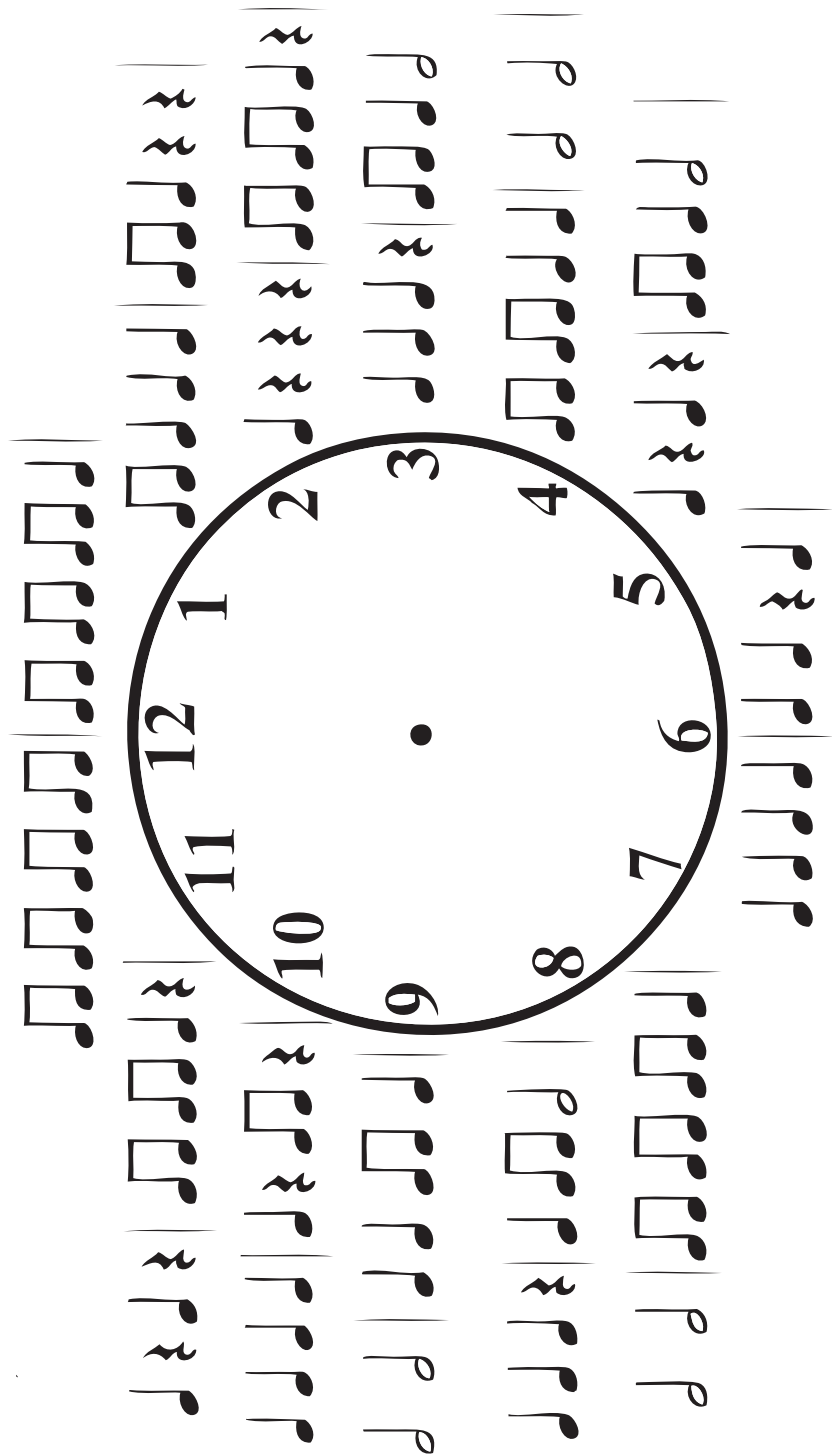
*(teacher)*

---

Comments:

# Rhythm clock 1





# What can you hear?

## Texture

How many instruments can you hear?

## Dynamics

Is the music loud or quiet?

Does it change?

## Tempo

Is the music fast or slow?

Does the music get faster or slower?

## Structure

Can you hear the same tune again?

## Duration

Can you hear a steady beat?

What rhythm patterns can you hear?

Are there long or short sounds?

## Timbre

What sort of sound?

## Pitch

How high or low are the sounds you hear?

Are they going up or down?



# Index

A guide to the notes we use . . . . .	3	Pease Pudding . . . . .	19
Au Clair de la Lune . . . . .	15	Pop Idol . . . . .	34
Bicycle Ride . . . . .	15	Repeats . . . . .	27
Calypso . . . . .	11	Rhythm clock 1 . . . . .	39
Can you read these rhythms? . . . .	4	Rhythm clock 2 . . . . .	40
Chicka Hanka . . . . .	25	Scooby Do . . . . .	36
Clown Dance . . . . .	18	Sing This Song . . . . .	32
Duet . . . . .	25	Slushy . . . . .	18
Easy . . . . .	23	Step Carefully . . . . .	12
End of Stage <b>1</b> . . . . .	<b>16</b>	The Birch Tree . . . . .	31
End of Stage <b>2</b> . . . . .	<b>21</b>	The note A . . . . .	10
End of Stage <b>3</b> . . . . .	<b>38</b>	The note B . . . . .	13
Feeling Energetic . . . . .	9	The note C . . . . .	17
For Example . . . . .	23	The note E . . . . .	22
Ghost Train . . . . .	33	The note F . . . . .	26
Heebie Jeebies!? . . . . .	24	The note G . . . . .	6
Indian Chief . . . . .	19	The note high D . . . . .	35
John Kanaka . . . . .	29	The note low D . . . . .	30
Little March . . . . .	12	Three Note Samba . . . . .	15
Looking after your instrument . . .	2	Watch Those Steps . . . . .	11
Low and High . . . . .	36	We Will Rock You . . . . .	20
Money Money Money . . . . .	20	What can you hear? . . . . .	41
Mrs Knight . . . . .	14	Zulu Warrior . . . . .	28
Off we go! . . . . .	7		
Once a Man . . . . .	37		
Our First Blues . . . . .	8		
Out for a Stroll . . . . .	9		

Compiled by the CMS Team  
Community Music Service of  
Barking and Dagenham  
©2013